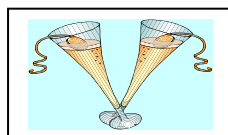




KIT FOR THE ORGANIZATION OF AN EXOTIC, AFRICAN-FLAVOURED TETE-A-TETE DINNER PARTY



Inside, the items and information to facilitate the organization and entertainment of an African-flavoured dinner party at home



“Just we Two” Kit

Quite different types of exotic dinner parties
www.festafrika.com






Is it possible to organize an exotic “tête-à-tête” African-flavoured dinner party at home without too much stress ? Yes, it is with this kit. How?




1. Open the kit and read the instructions carefully.
2. Write down the list of your guests and decide on the date of the dinner party.
3. Strictly follow the instructions and recommendations.

Among the items included in this kit : the directions for use, the invitations to be sent to your guests, the recipes, the menu, the shopping list and many other documents to facilitate the preparation of your party and entertainment of your guests.

■ In our list of Kits, are also available :

	Kit for « families and friends ». For the organization of an exotic dinner party among families and friends.
	Kit for « Executives ». For the organization of a professional or business-oriented exotic dinner party.
	Kit for « Vegetarians ». For the organization of an exotic dinner party for vegetarians.

Among the other Kits in preparation :

	« Barbecue » Kit. For the organization of an African flavoured exotic barbecue.
	« Village-like dinner party » Kit. For the organization of a completely different exotic meal, as « in the village ».
	Kit for Kids. For the organization of an exotic children's party.





CONTENT OF THE KIT AND DIRECTIONS FOR USE

N°	DOCUMENT CONCERNED	TO DO WHAT ?
1	Invitation and Reply to the Invitation	To be sent to your guest if you intend to contact him/her by mail or fax. It shall, of course, be useless if you get your guest on the phone.
2	1 Slip on the Profile of the Dinner Party	Are included the items of the menu and a few ideas for decoration.
3	1 Slip on the Preparations of the dinner party	After some pieces of advice, this document focuses on the various aspects of the preparations of your dinner party (general organization).
4	1 Shopping List and related tasks	It is the time-table for the various tasks related to the preparation of the dinner party to be carried out (actions to be undertaken with corresponding deadlines ...).
5	The Recipes	The various recipes related to the menu of the dinner party are explained. Follow the instructions, you should get along.
6	Menu(s) for the table	To be placed on the table.
7	1 Entertainment Programme	Are included some items for the dinner party entertainment.
8	Humoristic Certificates	To be issued at the end of the dinner party (for example the best cook, or to the best "cordon bleu" etc.).
9	1 souvenir of the dinner party for the host(ess)	To « immortalize » the great moments spent together. This document is to be signed by your guest. There is a space for a picture to be added.
10	Souvenir of the dinner party for the guest (3)	To be handed over to your guest while he/she leaves.
11	Thanks	To be sent to the guest after the dinner party.